



# My CVCC Online Quick Tips for Viewing your *Degree Progress Report*

## Step 1

Go to the CVCC Website at <http://www.cvcc.vccs.edu>.  
In the top right-hand corner, you'll see a key icon.  
Click on the myCVCC link beside it.



## Step 2

The Login Screen will appear. If you don't know your Username and Password, you may look it up using the (Look up your Username) link or the (Password Help) link.



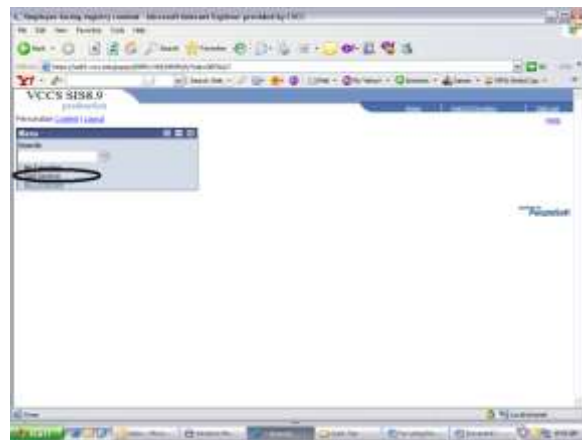
## Step 3

My Tools page will appear. Click on the link labeled VCCS SIS 8.9: Student Information System.



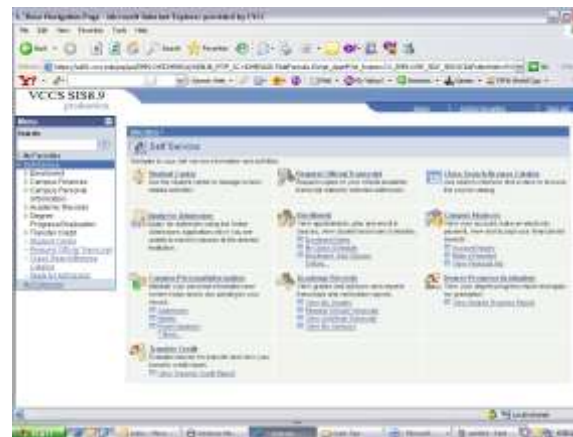
## Step 4

Click Self Service

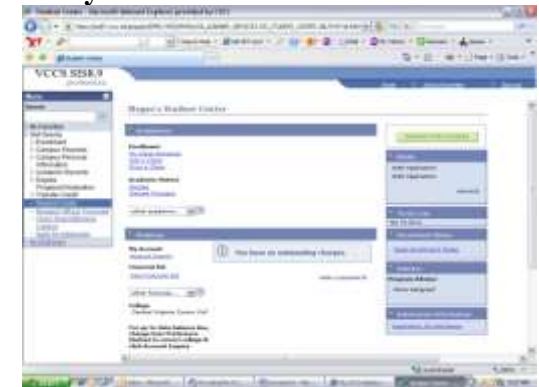


## Step 5

This is the Student Navigation Panel  
(see a larger view of the Panel on the back of this page)



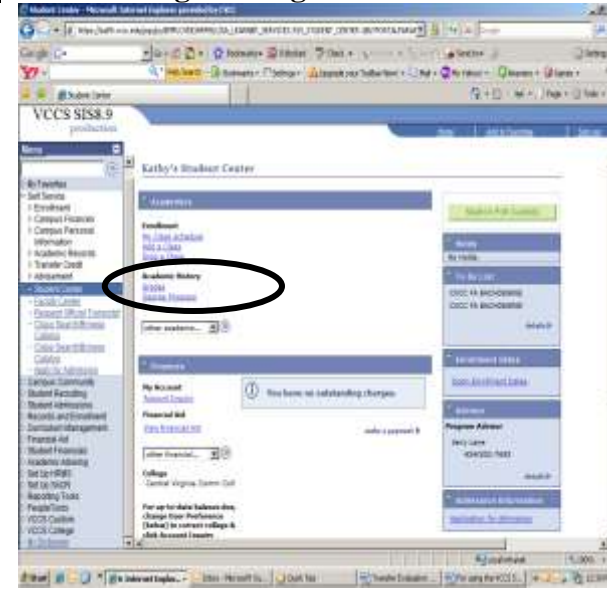
You can now go to your Student Center to view a summary of the academic, personal, and financial information that the College has for you.



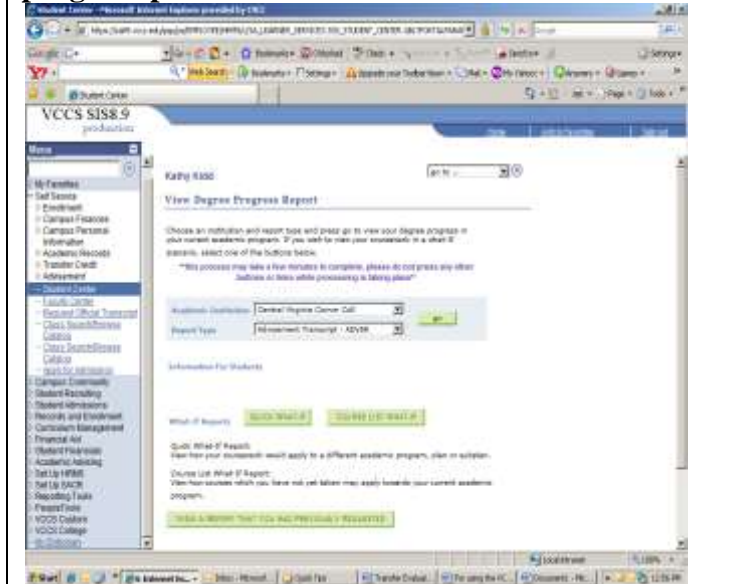
**Click on Student Center.**



**Click on Degree Progress.**



**Academic Institution= Central Virginia Community College  
Report Type= Advisement Transcript  
Select “go” to view your transcript and scroll to bottom to see what classes are required for your program plan.**



**\*\*\*If you have any questions or need further assistance please contact the Office of Admissions and Records at (434)832-7633.**